

## Instruction Booklet

## Skating Assistants



**Retain for future use!**

<b>1</b>	<b>Identification .....</b>	<b>3</b>
<b>2</b>	<b>User and Security Guidelines .....</b>	<b>3</b>
2.1	Purpose of this document .....	4
2.2	Presentation of the Skating Assistants .....	4
2.3	Basic Security Guidelines .....	4
2.4	User Guidelines .....	5
<b>3</b>	<b>Description of the Skating Assistants .....</b>	<b>5</b>
3.1	Technical Data.....	5
3.2	Setup of the Skating Assistants .....	5
3.3	Labeling .....	6
3.4	Intended Usage .....	6
3.5	Improper Usage .....	7
3.6	Construction Alterations or Changes .....	7
<b>4</b>	<b>Operation.....</b>	<b>7</b>
4.1	Personal Equipment .....	7
<b>5</b>	<b>Start Up.....</b>	<b>8</b>
5.1	First Start Up .....	8
5.2	Continued Usage .....	8
<b>6</b>	<b>Responsibility of the Operator .....</b>	<b>8</b>
6.1	Handles and Ski.....	8
6.2	Replacement Parts and Parts Subject to Wear .....	9
<b>7</b>	<b>Maintenance and Service .....</b>	<b>9</b>
7.1	Maintenance Intervals and Checks.....	10
7.2	Replacement Parts and Parts Subject to Wear Lis .....	10
<b>8</b>	<b>Removal from Service .....</b>	<b>10</b>
8.1	Temporary Remova .....	10
8.2	Storage Conditions .....	11
8.3	Destruction/Recycling .....	11
<b>9</b>	<b>Index .....</b>	<b>12</b>

# 1 Identification

## Identification Data

Manufacturer: AST Eis- u. Solartechnik GmbH  
Product: Skating Assistants  
Type: Penguin, Panda, Polar Bear

## Manufacturer

AST Eis- u. Solartechnik GmbH  
Grossfeldstraße 10-14  
6600 Reutte / Tirol  
Telephone: +43 (0)5672 607180  
FAX: +43 (0)5672 607199  
E-Mail: info@ast.at

## Instruction Booklet Formalities

Document Number: BA-ELH01  
Version/Revision: 1.1  
Creation Date : September 28, 2015  
Last Change: October 16, 2015

© Copyright AST Eis- u. Solartechnik GmbH, 2015  
All Rights Reserved.

Reprinting – even in part – is only permissible with allowance of the company AST Eis- and Solartechnik GmbH.

# 2 User and Security Guidelines



## IMPORTANT

This instruction booklet must always be kept onsite where the skating assistants are used! This instruction booklet must always be available for users and the responsible supervisors. In addition, please observe the following:

- General and local regulations for the usage of the skating area must be followed.
- Short instructions concerning the usage of the Skating Assistant must be adhered to.

## 2.1 Purpose of this document

This instruction document:

- describes the usage and maintenance of the Skating Assistant.
- gives guidelines for the safe handling of the Skating Assistant.

## 2.2 Description of the Safety Guidelines

Safety Guidelines are set apart using special icons. The signal word describes the difficulty of the threatening risk.



**ATTENTION** Possible dangerous situation.



**ATTENTION** Responsibility to take appropriate action.



**ATTENTION** Tips for usage as well as useful information.

## 2.3 Basic Security Guidelines



### **ATTENTION**

Not suitable for children under 3 years and over 14 years.


Danger of injury!

Do not stand on skis!

Special caution during the usage of a Skating Assistant!

Usage only on ice surfaces and with adult supervision!

Maintenance and modification only by trained staff!



## 2.4 User Guidelines



### CAUTION

A Skating Assistant can be used by one person only!  
Leaning or sitting on the Skating Assistant by other persons is not permitted!  
Do not make modifications on the Skating Assistant!


## 3 Skating Assistant Description

This chapter offers an overview of the technical data, the setup, the characteristics and the operation of the Skating Assistants.

### 3.1 Technical Data

Technical Data	Penguin	Panda	Polar Bear
Measurement (WxDxH)	43 x 45 x 81 cm	49 x 45 x 81 cm	49 x 45 x 81 cm
Weight	12,5 kg	14,0 kg	14,0 kg

### 3.2 Skating Assistant Set Up



*Diagram 1: Components*

### 3.3 Labeling

The Skating Assistants are labeled as follows:



Diagram 2: Labeling

### 3.4 Intended Usage

- (1) The Skating Assistants are for the exclusive use by children between the ages of 3 and 14 with at least 16 kg and up to 165 cm tall in order to playfully learn to skate on ice surfaces.
- (2) The Skating Assistants may only be used with adult supervision.
- (3) The intended usage requires compliance with general and local rules as well as rules for maintenance and service conditions.
- (4) Service only by appropriately trained persons.
- (5) The intended usage requires that only original parts are used for repairs.



#### CAUTION

Only use the Skating Assistant for its intended purpose and only in a technically safe as well as flawless condition. Proper clothing and gloves are required!

### 3.5 Improper Usage

Usage, which is not described under “Intended Usage”, or usage beyond that description, is considered improper!

Damage and responsibility, caused by improper use

- rest solely on the operators or supervisors,
- the manufacturer does not carry any liability.

### 3.6 Construction Alterations and Changes

In case of unauthorized alterations or changes to the Skating Assistants, warranty and liabilities, offered by the manufacturer, expire immediately.

Before making alterations or changes to the Skating Assistant, contact the manufacturer for written permission!

## 4 Operation

Hold the Skating Assistant by the handles and push forward

### 4.1 Personal Equipment



#### **CAUTION**

Use with safety equipment!

The following personal equipment should be used:

- Gloves
- Skates
- Fitting skating clothing
- If needed, safety equipment (knee protectors, elbow protectors, helmet)

## 5 Start Up

### 5.1 First Start Up

Start Up at first time usage either by the manufacturer or trained staff. Check the following before first time usage:

- damage to the Skating Assistant
- sharp edges on the Skating Assistant
- tightness of screws on handles and skis
- damage to the handle´s covering
- stability of the Skating Assistant

### 5.2 Continued Usage

After a long storage (see chapter 8), you should go through the above check list (see chapter 5.1) before new usage.

## 6 Responsibility of the Operator

The operator is obliged to only allow persons to use the Skating Assistant who accept the following rules:

- Said persons are schooled in the Skating Assistant.
- Said persons have read and understand this instruction booklet.

### 6.1 Handles and Ski



#### CAUTION

Skating Assistant can only be used when all handles and skis are firmly attached to the Skating Assistant. All handles and skis must be inspected before each use. Defective handles and skis can lead to dangerous situations.

Therefore, if defective:

- Do not use the Skating Assistant.
- Make sure that the defective Skating Assistant cannot be used until fixed.



## 6.2 Replacement Parts and Parts Subject to Wear

The usage of replacement parts from a third party can lead to risk. Only use original replacement parts or third party parts approved by the manufacturer.

When damage occurs, that can occur through the use of replacement parts or parts subject to wear, which are **not** approved by the manufacturer, the warranty expires immediately and the manufacturer accepts no liability.

## 7 Maintenance and Service



### CAUTION

Maintenance and Service can only be carried out by Skating Assistant trained staff.

Regular service times guarantee a safe operation of the Skating Assistant.

- Chapter 7.1 including service intervals with all work to be done.
- Chapter 7.2 are an overview over all replacement- and wearing parts.

## 7.1 Maintenance Intervals and Checks

These checks and maintenance intervals help maintain a safe usage of the assistant. The trained staff can perform the following tasks:



### CAUTION

Service checks and maintenance according to the following table.

Remove defective Skating Assistants from operation and secure that they cannot be used again.

Maintenance Interval	Action/Check
<ul style="list-style-type: none"> <li>• Before every interval</li> <li>• At every new operation and at every repair</li> </ul>	Skating Assistant check <ul style="list-style-type: none"> <li>- for damage</li> <li>- attachment of handles and ski</li> <li>- handle covering</li> <li>- stability of the Skating Assistant</li> </ul>
Daily	Clean Skating Assistant! Use towel. Do not use cleaning solutions.

## 7.2 Replacement Parts and Parts Subject to Wear.

The following parts can be ordered through the manufacturer:

Description	Amount
Handles	2 pieces
Skis	2 pieces
Foot Part	1 piece

## 8 Removal from Service



### CAUTION

Removal of the Skating Assistant by trained staff.

### 8.1 Temporary Removal

Clean the Skating Assistant and service it.



### CAUTION

After a temporary removal, make sure you then do a full maintenance on the assistant. See chapter 5.2.

## 8.2 Storage Conditions

Short and middle storage times (up until 2 years) are possible at dry conditions without any special consideration.

## 8.3 Destruction/Recycling

Do not deposit with the house waste but rather according to local waste control procedures (Guide line 2008/98/EG).

Separate all parts and deposit them appropriately.



### **PLEASE NOTE**

Questions about destruction/recycling should be directed to the manufacturer!

## 9 Index

Construction .....	5	Storage Conditions .....	11
Equipment		Safety Instructions	
personal .....	7	Basic .....	4
Removal from Service .....	10	Pictograms.....	4
Usage.....	7	Ski .....	8
User Guidelines.....	5	Removal .....	10
Description .....	5	Technical Data.....	5
Replacement Parts.....	9	Modifications.....	7
Replacement Parts List .....	10	Destruction/Recycling.....	11
First Start Up .....	8	Responsibility of the Operator .....	8
Handles .....	8	Wear Parts.....	9
Manufacturer .....	3	Usage	
Identification .....	3	Proper.....	6
Start Up .....	8	Improper.....	7
Labeling.....	6	Service.....	9
		Service Intervals .....	9
		Continued Usage.....	8

## EC-Declaration of Conformity

**Manufacturer:** AST Eis- u. Solartechnik GmbH  
Grossfeldstrasse 10-14  
6600 Reutte / Tirol - Austria

**Product:** Skating Assistance Type Penguin, Panda and Polarbear



**Notified body for EC-Type examination:**

DEKRA Certification GmbH  
Handwerkstraße 15  
70565 Stuttgart – Germany

We herewith declare that, based on its construction and design, the toy described as above as well as the version thereof released by ourselves commercially, corresponds to all the essential safety and health requirements of the **Directive 2009/48/EC dated June 18th, 2009** that applies to toys. Any modifications made to the product without our approval will invalidate this declaration.


**Applied harmonized standards:**

EN 71-1: 2014      Safety of toys - Part 1: Mechanical and physical properties

EN 71-2: 2011      Safety of toys - Part 2: Flammability  
EN 71-2 A1: 2014

EN 71-3: 2013      Safety of toys - Part 3: Migration of certain elements  
EN 71-3 A1: 2014

Reutte, dated 15.10.2015



.....  
Ing. Klaus Schiffer / CEO | Mag. Peter Hirvell / CEO

